

Furukawa Electric Industrial Cable Co.,Ltd

1-9, 5-chome, Higashiyahata, Hiratsuka-city, Kanagawa, Japan

Spec. No. 8GS-060005

STANDARD SPECIFICATION
FOR
TV CAMERA CABLE(TV-OM-AMS)
(AWN21480)

Furukawa Electric Industrial Cable Co.,Ltd

1. Scope

This specification shall cover the following TV camera cables combined with optic fibers.

TV-OM-AMS : TV camera cable for general use.

2. Constitution

Optical composite cables shall be constituted as follows ;

For metal wire : 4 cores 20AWG

For data : 2 SM fibers

For metal wire : 2 cores 24AWG

3. Conditions

- (1) Operating temp. Range : -20°C ~ +60°C
- (2) Storage and transportation temp. Range : -40°C ~ +80°C
- (3) Bending radius : Not less than 6 times of cable overall diameter
- (4) Allowable tension strength : 700N

6. Inspection

Inspection shall be carried out on the following items in accordance with test method of 6.

- (1) Appearance
- (2) Construction
- (3) Conductor resistance
- (4) Dielectric strength
- (5) Insulation resistance
- (6) Transmission loss of optic fiber

7. Packing

Each length of the cables shall be wound on a reel or coiled into a bundle and suitably packaged so as not to be damaged in transportation.

8. Marking

8.1 Marking on cable

The followings information shall be indelibly marked at suitable intervals on the surface of cable.

- (1) Symbol (TV-OM-AMS)
- (2) Manufacturer's name and /or its mark
- (3) AWM style No. and temperature , voltage

8.2 Marking on package

The following information shall be suitably marked on the package.

- (1) Symbol (TV-OM-AMS)
- (2) Length and quantity

Furukawa Electric Industrial Cable Co.,Ltd

(3) Manufacturer's name and /or its mark

Attached table

Symbol	TV-OM-AMS				
		Power	Control	Optic fiber	Strength member
Kind of cores					
No. of cores	No.	4	2	2	1
Size of conductor	AWG	24	20	-	-
Construction of conductor	No/mm	21/0.18	7/0.203	-	19/0.36
Diameter of mode field	μ m	-	-	9.5 ± 1	-
Cladding diameter	μ m	-	-	125 ± 1	-
Approx. diameter of conductor	mm	0.9	0.61	-	1.8
Nominal thickness of PE insulation	mm	0.4	0.33	-	0.35
Approx. core diameter	mm	1.7	1.27	0.9 ± 0.05	2.5
Approx. thickness of tin-coated annealed copper braid	mm	0.3			
Nominal thickness of anti-injury Sheath	mm	1.2			
Approx. overall diameter	mm	9.2 ± 0.3			
Approx. net weight	g/m	120			
Max. conductor resistance (20°C)	Ω /km	37.5	113	-	To be Conducted
AC withstanding voltage	V/1min	1,750	1,750	-	-
Min. insulation resistance (room temp.)	M Ω km	10,000	10,000	-	-

Core identification

K : Black

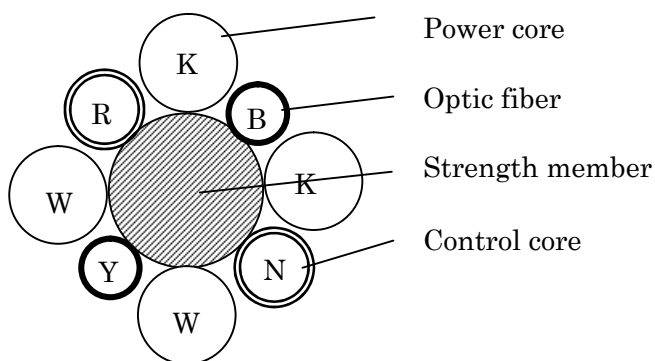
W : White(natural)

R : Red

N : Gray

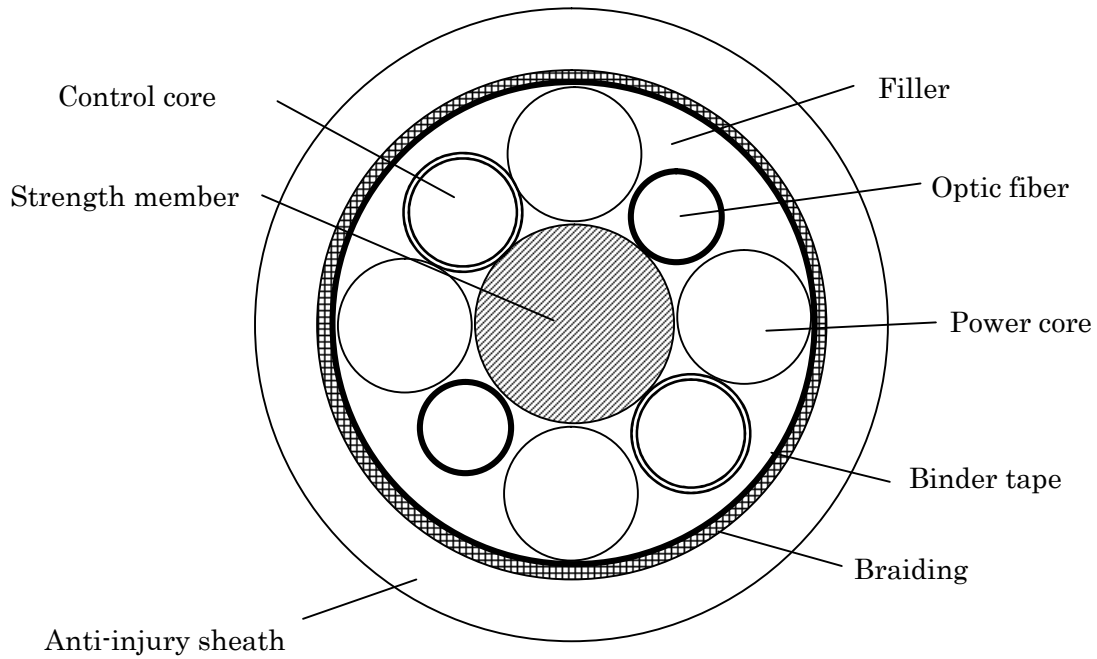
B : Blue

Y : Yellow

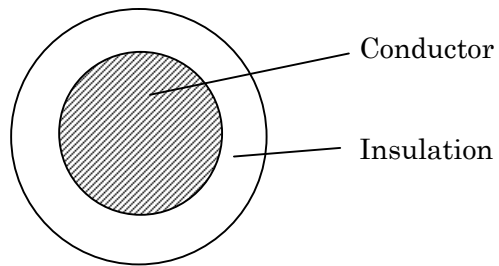


Furukawa Electric Industrial Cable Co.,Ltd

Attached drawing Cross section drawing of TV-OM-AMS



Cross section drawing of power core,control core and strength member



Cross section drawing of optic fiber

